



Elongated Holes

	<u>Dimension(mm)</u>
CT-05 EL	78 x 182 x 32
CT-10 EL	142 x 182 x 32
CT-20 EL	270 x 182 x 32




Round Bottom with Strip Lock

	<u>Dimension(mm)</u>
CT-05 RB	90 x 182 x 25
CT-10 RB	145 x 182 x 25
CT-20 RB	270 x 182 x 25




Square

	<u>Dimension(mm)</u>
CT-05 SQ	180 x 70 x 22
CT-10 SQ	180 x 130 x 22
CT-20 SQ	260 x 180 x 22



Waves

	<u>Dimension(mm)</u>
CT-05 W	180 x 70 x 22
CT-10 W	180 x 130 x 22
CT-20 W	260 x 180 x 22



Instruments Plus

	<u>Dimension(mm)</u>
CT-05 PL	200 x 182 x 30
CT-15 PL	265 x 182 x 30




Elongated Holes

	<u>Dimension(mm)</u>
CT-05 EH	185 x 65 x 22
CT-07 EH	185 x 90 x 22
CT-10 EH	185 x 130 x 22
CT 20 EH	260 x 185 x 22




Elongated Holes

	<u>Dimension(mm)</u>
CT-05 EHC	180 x 80 x 35
CT-10 EHC	180 x 145 x 35
CT-15 EHC	210 x 180 x 35
CT-20 EHC	280 x 180 x 35



Strip Lock "H" Type

<u>Model</u>	<u>Dimension(mm)</u>
CT-05 H TYPE	180 x 80 x 25
CT-10 H TYPE	180 x 130 x 25
CT-20 H TYPE	260 x 180 x 25



Strip Lock


<u>Model</u>	<u>Dimension(mm)</u>
CT-05 SL	180 x 80 x 25
CT-10 SL	180 x 130 x 25
CT-20 SL	260 x 180 x 25



Elongated Capsules

	<u>Dimension(mm)</u>
CT-05 EC	78 x 182 x 32
CT-10 EC	142 x 182 x 32
CT-20 EC	270 x 182 x 32

Bur Holders



	<u>Description</u>
CT-06 BH	06-Pcs
CT-08 BH	08-Pcs
CT-12 BH	12-Pcs
CT-16 BH	16-Pcs



Mesh Type : woven
Mesh Size: 4 x 4 mm
Mesh Wire: 1.0mm(19-swg)
Material: 304(ASTM) Type



	<u>Dimension(mm)</u>
YWD-1050	540 x 255 x 50
YWD-1070	540 x 255 x 70
YWD-1100	540 x 255 x 100
YWD-2050	485 x 255 x 50
YWD-2070	485 x 255 x 70
YWD-2100	485 x 255 x 100



	<u>Dimension(mm)</u>
YWD-3050	405 x 255 x 50
YWD-3070	405 x 255 x 70
YWD-3100	405 x 255 x 100




	<u>Dimension(mm)</u>
YWD-4050	255 x 245 x 50
YWD-4070	255 x 245 x 70
YWD-4100	255 x 245 x 100



	<u>Dimension(mm)</u>
YWD-5050	255 x 120 x 50
YWD-5070	255 x 120 x 70

LIDs (optional)



	<u>Dimension(mm)</u>
YWD-9005	255 x 120
YWD-9004	255 x 245
YWD-9008	250 x 240
YWD-9001	540 x 255
YWD-9002	485 x 255
YWD-9003	405 x 255
YWD-9006	480 x 370
YWD-9007	480 x 250



Mesh Type : Woven
5 x 5 x 1.2 mm
Material: 304(ASTM)



Mesh Type : Spotted
5.5 x 5.5 x 1.2 mm
Material: 304(ASTM)



Perforation:
∅ 2.5mm x 22(swg)
304(ASTM) Type



	<u>Dimension(mm)</u>
YRCM-1050	540 x 255 x 50
YRCM-1070	540 x 255 x 70
YRCM-1100	540 x 255 x 100
YRCM-2050	485 x 255 x 50
YRCM-2070	485 x 255 x 70
YRCM-2100	485 x 255 x 100



	<u>Dimension(mm)</u>
YRCM-3050	405 x 255 x 50
YRCM-3070	405 x 255 x 70
YRCM-3100	405 x 255 x 100




	<u>Dimension(mm)</u>
YRCM-4050	255 x 245 x 50
YRCM-4070	255 x 245 x 70
YRCM-4100	255 x 245 x 100



	<u>Dimension(mm)</u>
YRCM-5050	255 x 120 x 50
YRCM-5070	255 x 120 x 70

LIDs (optional)



	<u>Dimension(mm)</u>
YWD-9005	255 x 120
YWD-9004	255 x 245
YWD-9008	250 x 240
YWD-9001	540 x 255
YWD-9002	485 x 255
YWD-9003	405 x 255
YWD-9006	480 x 370
YWD-9007	480 x 250

Mesh Type : woven
 Mesh Size: 2 x 2 mm
 Mesh Wire: 0.71mm(22-swg)
 Material: 304(ASTM) Type



SOLTECH



Dimension(mm)

MM-9101	250 x 240 x 50
MM-9104	300 x 250 x 50
MM-7000	200 x 110 x 40



Dimension(mm)


MM-8051	380 x 250 x 50
MM-9001	480 x 250 x 50
MM-9011	480 x 250 x 70
MM-9023	540 x 300 x 60
MM-8100	380 x 190 x 85
MM-9120	280 x 120 x 85
MM-9012	480 x 200 x 50

SOLTECH



Dimension(mm)

ECT-4010	290 x 80 x 52
ECT-4030	460 x 80 x 52



Dimension(mm)

ECT-4060	670 x 80 x 52
ECT-4070	700 x 80 x 52



Dimension(mm)

ECT-4020	290 x 160 x 52
ECT-4120	310 x 150 x 77
ECT-4040	460 x 160 x 77
ECT-4050	640 x 150 x 77
ECT-4080	660 x 150 x 77
ECT-4110	460 x 160 x 52
ECT-4130	580 x 160 x 52